

iPRO


BioSystems

Accuracy and effectiveness

Immunofluorescence Processor

Clinical analysis - Autoimmunity

human - centred biotech



Improved to work more
and better in less space.





Making your lab bigger



Smart your workflow

Save time for what is important by processing more samples in a single load and removing them after dilutions. The iPRO next generation is more autonomous than ever.



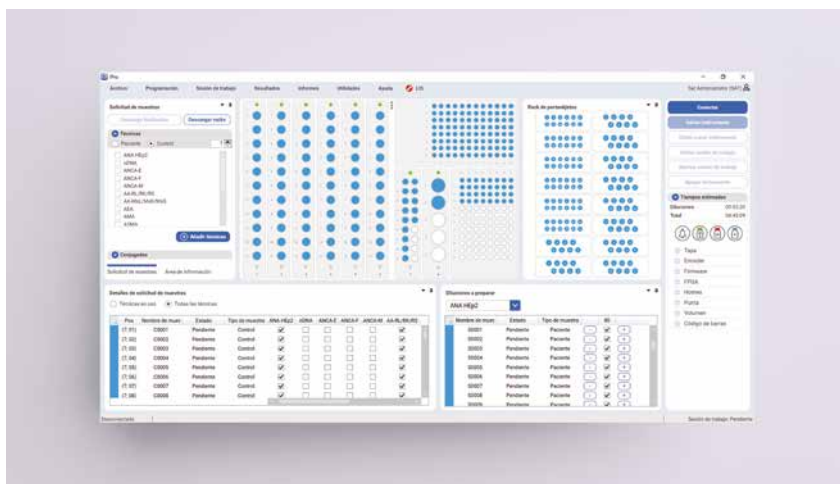
Expand your lab

Optimize your lab capacity with the new compact and cost-effective design. More functionalities in a smaller device.



Trace your samples

Have an automated and complete register of the samples. Full traceability from start until the end of the procedure avoiding handling errors and speed up your work sessions.



User co-designed software

Your feedback is decisive for us. Make your lab routine easier and faster by using our user co-developed software layout. All the IFA steps shown in a single screen.

Technical Specifications

Highlights

- Adaptable racks to 3 sample tube types (13 mm x 75 mm, 15 mm x 100 mm or 2 mL).
- 2 dilution trays of 96 vials (1.1 mL).
- 2 slide plates (16 slides).
- Capacity for up to 10 reagents (15 mL), 18 controls (2 mL), 1 additional diluent.
- Reagents reservoirs: 1 L washing solution bottle, 3 L waste bottle, 3 L buffer bottle.
- Needle with conductimetric level detector.
- Slide washing flux system utilizing simultaneous dispensing and aspirating probes.
- On-board automatic barcode reader.

Information

Item	Code	Quantity
iPRO processor	84101	-
PBS (10x)	44592	100 mL
PBS (10x)	44962	500 mL
Concentrated washing solution	BO13416	100 mL
iPRO dilution tubes (1.1 mL)	AC14682	120 strips



Volume and weight

Dimensions - lid closed (WxDxH)	775 x 620 x 550 mm
Dimensions - lid open (WxDxH)	775 x 720 x 885 mm
Weight (net)	83 Kg

Operating environment

Temperature	10 - 35 °C
Humidity	< 75 %
Power requirement	115 - 230 VAC, 50/60 Hz, 150 VA

Processing

Traceability	Linear barcode reader
Sample capacity	66 samples
Sample tubes	Adaptable to 3 types
Minimum sample volume	3 µL
Minimum pipetting volume	1 µL steps
Control tubes	2 mL or 0.3 mL
Control capacity	18 controls
Reagents capacity	5 bottles (up to 10)
Reagents volume	25 µl minimum by steps of 1 µl
Diluent cuvettes	2 (192 vials of 1.1 mL)
Needles	2 (1 dispensation needle + 1 aspiration needle)
Slides capacity	16 slides
Slide washing	Flux system using simultaneously dispensing and aspirating probes
External tanks	3 L PBS, 1 L washing solution, 3 L waste
Liquid detection	Level detection by conductivity

Accuracy

Precision and accuracy	< 1% at 3 µL
Resolution	0.126 µL
Dispensing rate	Max. 880 µL/s

Minimum PC requirements

CPU	Intel Core i3 @3.30 GHz or superior
Operating system	Windows 10 64 bits (x64)
Installed RAM	6 Gbytes
Display resolution	Monitor SVGA, 1280x800
Connectivity	USB

Certificates

CE	98/79/CE
----	----------



Reagents

Code	Quantity	Description
ANTI-NUCLEAR ANTIBODIES HEp-2 (ANA-HEp-2)		
44546	10 slides	HEp-2 cells Slide box, 6 wells
44547	10 slides	Slide box, 12 wells
ANTI-nDNA ANTIBODIES (nDNA)		
44820	10 slides	<i>Crithidia luciliae</i> Slide box, 6 wells
44819	10 slides	Slide box, 12 wells
ANTI-NEUTROPHIL CYTOPLASMIC ANTIBODIES (ANCA)		
44852	10 slides	Ethanol fixed ANCA Slide box, 6 wells
44878	10 slides	Formalin fixed ANCA Slide box, 6 wells
ANTI-ENDOMYSIUM ANTIBODIES (AEA)		
44557	12 slides	Monkey Esophagus (Endomysium) Slide box, 4 wells
44710	12 slides	Slide box, 8 wells
AUTOANTIBODIES RL/RK/RS (ANA-AMA-ASMA-APCA-LKM)		
44570	12 slides	Rat Liver/Kidney/Stomach Slide box, 4 wells
44639	12 slides	Slide box, 8 wells
AUTOANTIBODIES MsL/MsK/MsS (ANA-AMA-ASMA-APCA-LKM)		
44826	12 slides	Mouse Liver/Kidney/Stomach Slide box, 4 wells
44827	12 slides	Slide box, 8 wells
GLOMERULAR BASEMENT MEMBRANE ANTIBODIES (GBMA)		
44588	12 slides	Monkey Kidney Slide box, 4 wells
ANTI-ADRENAL CORTEX ANTIBODIES (AACa)		
44574	12 slides	Monkey Adrenal Slide box, 4 wells
ANTI-STRIATED MUSCLE ANTIBODIES (AStMA)		
44649	12 slides	Rat Striated Muscle Slide box, 4 wells
ANTI-ISLET CELL ANTIBODIES (AICA)		
44572	12 slides	Monkey Pancreas Slide box, 4 wells

Code	Quantity	Description
ANTI-THYROID ANTIBODIES (ATA)		
44551	12 slides	Monkey Thyroid Slide box, 4 wells
ANTI-SKIN ANTIBODIES (ASA)		
44561	12 slides	Monkey Esophagus Slide box, 4 wells
ANTI-KERATIN ANTIBODIES (AKA)		
44517	12 slides	Rat Esophagus Slide box, 4 wells
AUTOANTIBODIES DUO		
44874	60 tests	HEp-2/Monkey Liver Slide box, 6 wells



Controls*

Code	Quantity	Description
44696	0.3 mL	Negative Control
44889	2.0 mL	Negative Control
44502	0.3 mL	Anti-Nuclear Antibodies-Homogeneous Positive Control
44890	2.0 mL	Anti-Nuclear Antibodies-Homogeneous Positive Control
44585	0.3 mL	Anti-Nuclear Antibodies-Centromere Positive Control
44504	0.3 mL	Anti-Nuclear Antibodies-Nucleolar Positive Control
44503	0.3 mL	Anti-Nuclear Antibodies-Speckled Positive Control
44549	0.3 mL	Anti-Endomysium Antibodies IgA Positive Control
44893	2.0 mL	Anti-Endomysium Antibodies IgA Positive Control
44732	0.3 mL	Anti-Endomysium Antibodies IgG Positive Control
44512	0.3 mL	Anti-Mitochondrial Antibodies Positive Control
44891	2.0 mL	Anti-Mitochondrial Antibodies Positive Control
44522	0.3 mL	Anti-Smooth Muscle Antibodies Positive Control
44892	2.0 mL	Anti-Smooth Muscle Antibodies Positive Control
44553	0.3 mL	Anti-Thyroid Antibodies Positive Control
44542	0.3 mL	Anti-nDNA Antibodies Positive Control
44894	2.0 mL	Anti-nDNA Antibodies Positive Control
44854	0.3 mL	C-ANCA Positive Control
44912	2.0 mL	C-ANCA Positive Control
44855	0.3 mL	P-ANCA Positive Control
44913	2.0 mL	P-ANCA Positive Control

*Sale of controls is subject to availability. This also applies to the kits.

Conjugates

Code	Quantity	Description
For Monkey tissues		
IgG FITC/Evans (M) 44882	10 mL	Anti-(Monkey adsorbed) IgG FITC conjugate, contains Evans Blue. For use with GBMA, AICA, ATA, ASA and AACA.
IgG FITC/Evans (M) hs 44915	10 mL	High sensitive Anti-(Monkey absorbed) IgG FITC conjugate, contains Evans Blue. For use with AEA.
IgA FITC/Evans 44835	10 mL	Anti-IgA FITC conjugate, contains Evans Blue. For use with AEA.
For Rat and Mouse tissues		
FITC/Evans (R) 44836	10 mL	Anti-(Rat adsorbed) IgG, IgA, IgM FITC Conjugate, contains Evans Blue. For use with ANA, AMA, ASMA, APCA and LKM.
For HEp-2, nDNA, ANCA, and rat and mouse tissues		
IgG FITC/Evans 44834	10 mL	Anti-IgG FITC conjugate, contains Evans Blue. For use with HEp-2, nDNA, ANCA, AStMA, AKA, ANA, AMA, ASMA, APCA and LKM.
Auxiliary Reagents		
Miscellaneous		
44592	100 mL	PBS (10x)
44962	500 mL	PBS (10x)
44694	3 mL	Mounting medium
44846	10 mL	Glycin (for GBMA)
44897	100 u.	Coverslips (24 x 60 mm)



BioSystems S.A.
Costa Brava 30, 08030 Barcelona (Spain)
t. +34 933 110 000
www.biosystems.global



Management
System
ISO 9001:2015
ISO 13485:2016
www.tuv.com
ID 0091006696